





Quilters Connection Ruby Red Challenge - How to Hints.

You can choose any style and **color of red** to make for your Ruby Red block. Just make sure your creation will fit on a 10 x 10 canvas top with a plain border for attaching onto the canvas. Any technique is acceptable; threadwork, embroidery, crewel, beading, buttons, piecing, applique, printed or solid fabrics etc. As long as it is red and white. QC show volunteers will mount your artwork. Questions email marywalterquilts@gmail.com

Images 1 & 2 are Applique Blocks.



Note: cut 3 1/4" x 10 1/2"



The red piecing thread is to show contrast for the photo!